

Today's Webinar Topic

Learn to Build & Review Custom Clinical Reports

Presented by:

Erin Zielinski, CPPM


Director of Clinical Solutions

Epion Advisory Services

ezielinski@epionhealth.com




The purpose of this webinar is to educate athenahealth clients interested in learning to pull athenaNet clinical reports to improve their practice.



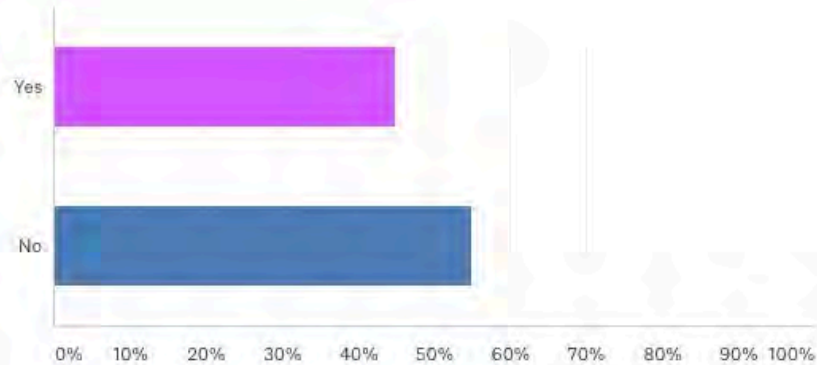
Agenda

- Quality Management (QM) Report Library Overview
- Screening Reports
- Custom Clinical Reports
 - Patient Medications
 - Custom Social History Questions
 - Patient Risk Factors (Diagnosis, BMI, and more)
 - Patient Lab Results
- Question & Answer Session



Quality Management Report

Are you running regular Quality Management Reports for your practice?



ANSWER CHOICES

▼ Yes


▼ No

TOTAL

RESPONSES

45.00%

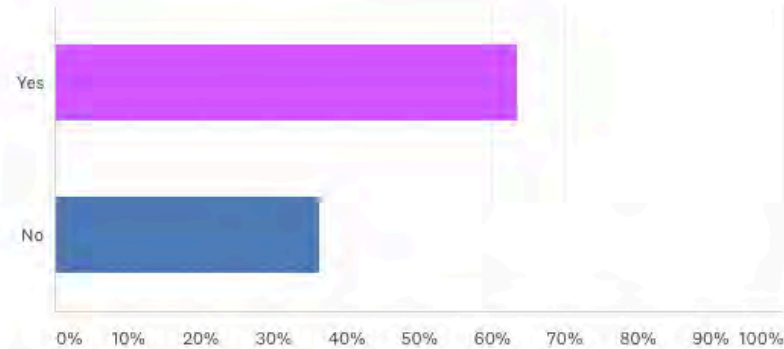
55.00%



Quality Management Report

Screening Questionnaires Report

If you are completing screeners in your practice, would learning about the screeners report be helpful to you?



ANSWER CHOICES

▼ Yes

▼ No

TOTAL

RESPONSES

63.64%

36.36%

Screening Questionnaires Report

New patient

Patient Preferences

Vitals

Allergies

Medications

Vaccines

Problems

Family History

Social History

Surgical History

Past Medical History

Screening

Quality Measures (6)

History of Present Illness

Review of Systems

Procedure Documentation

GAD-7

Screener administered

Over the last two weeks, how often have you been bothered by the following problems?

	Not at all	Several days	More than half the days	Nearly every day
1. Feeling nervous, anxious or on edge	<input checked="" type="radio"/>	<input type="radio"/>	<input type="radio"/>	<input type="radio"/>
2. Not being able to stop or control worrying	<input type="radio"/>	<input checked="" type="radio"/>	<input type="radio"/>	<input type="radio"/>
3. Worrying too much about different things	<input type="radio"/>	<input type="radio"/>	<input checked="" type="radio"/>	<input type="radio"/>
4. Trouble relaxing	<input type="radio"/>	<input checked="" type="radio"/>	<input type="radio"/>	<input type="radio"/>
5. Being so restless that it is hard to sit still	<input checked="" type="radio"/>	<input type="radio"/>	<input type="radio"/>	<input type="radio"/>
6. Becoming easily annoyed or irritable	<input type="radio"/>	<input checked="" type="radio"/>	<input type="radio"/>	<input type="radio"/>
7. Feeling afraid as if something awful might happen	<input type="radio"/>	<input type="radio"/>	<input checked="" type="radio"/>	<input type="radio"/>

Score


Score

Guidelines ⓘ

Notes

Documents

[Select document](#)



Screening Questionnaires Report

Helpful Reports For Your Practice

Medication Reports

Clinical Staff Productivity

How many patients treated with specific medical conditions?

Lab Results


Referrals

Immunization/Vaccine Reports

Which patients have I seen in the past year?

Clinical Diagnoses

Ob/Gyn History



Custom Clinical Reports

Custom Medication List Report

- Reports
- Report Builder
- Clinicals

Selected Display Columns

Patient ID (patientid)
Patient Name (patient name)
Patient Medications (med names)

Filter Criteria

Clinical Encounter Date

Relative Date Range

Dates: January 1 - March 23, 2019 (Assuming report is run today.)

Fixed Date Range from to

Patient Medications (Hint: You can add multiple medications.)

lisinopril

Show Deactivated Patient Medications Y/N

Custom Medication List Report

Report Results (Report Generated : 03/25/2019 12:24 PM)

▷ [Show Filter Criteria](#)

Modify Display Columns

Modify Filters

Save Report

Save & Schedule

	patientid	patient name	med names
1	57	SCARLETT FREEDMAN	LISINOPRIL 10 MG TABLET
2	1824	MARIEL MUNK	LISINOPRIL 10 MG TABLET
3	4495	BOBBY JOHNSON	LISINOPRIL 10 MG TABLET
4	4508	FORREST OLSON	LISINOPRIL 10 MG TABLET
TOTAL	-	-	-

Modify Display Columns

Modify Filters

Save Report

Save & Schedule

Custom Lab Result Report

Report Results (Report Generated : 03/24/2019 08:58 PM)

[Show Filter Criteria](#)

Modify Display Columns

Modify Filters

Save Report

Save & Schedule

	patientid	patient name	labdate	labvalue	labinterpretation	labanalyte	labordertype
1	145		05/18/2018	9.5	-	A1C	HBA1C (HEMOGLOBIN A1C), BLOOD
2	815		01/13/2018	9.6	-	A1C	HBA1C (HEMOGLOBIN A1C), BLOOD
3	815		01/13/2018	9.6	-	GLYCOHEMOGLOBIN	HBA1C (HEMOGLOBIN A1C), BLOOD
4	815		05/05/2018	10.3	-	A1C	HBA1C (HEMOGLOBIN A1C), BLOOD
5	815		10/19/2018	9.1	-	A1C	HBA1C (HEMOGLOBIN A1C), BLOOD
6	815		10/19/2018	9.1	-	GLYCOHEMOGLOBIN	HBA1C (HEMOGLOBIN A1C), BLOOD
7	1275		10/24/2018	10.1	-	GLYCOHEMOGLOBIN	HBA1C (HEMOGLOBIN A1C), BLOOD
8	1275		10/24/2018	10.10	-	A1C	HBA1C (HEMOGLOBIN A1C), BLOOD
9	3440		05/01/2018	9.1 %	Above High Normal	HEMOGLOBIN A1C	HBA1C (HEMOGLOBIN A1C), BLOOD
10	4639		08/25/2018	10.6	-	A1C	HBA1C (HEMOGLOBIN A1C), BLOOD
11	4639		08/26/2018	10.6	-	A1C	HBA1C (HEMOGLOBIN A1C), BLOOD
12	4639		08/26/2018	10.6	-	GLYCOHEMOGLOBIN	HBA1C (HEMOGLOBIN A1C), BLOOD
13	4909		03/23/2018	10.4 %	ABOVE HIGH NORMAL	HEMOGLOBIN A1C	HBA1C (HEMOGLOBIN A1C), BLOOD
14	4917		01/11/2018	9.2 % of total Hgb	High	HEMOGLOBIN A1C	HBA1C (HEMOGLOBIN A1C), BLOOD
15	5242		10/19/2018	9.1 %	ABOVE HIGH NORMAL	HEMOGLOBIN A1C	HBA1C (HEMOGLOBIN A1C), BLOOD
16	6197		06/30/2018	9.4 %	Above High Normal	HEMOGLOBIN A1C	HBA1C (HEMOGLOBIN A1C), BLOOD
17	6335		08/18/2018	9.1	-	A1C	HBA1C (HEMOGLOBIN A1C), BLOOD
TOTAL	-	-	-	-	-	-	-

Modify Display Columns


Modify Filters

Save Report

Save & Schedule

The goal is to turn data into information,
and information into insight.

-Carly Fiorina



Follow-up Questions?

Email: Erin Zielinski, ezielinski@epionhealth.com

For more information about Epion Health:

www.epionhealth.com

To schedule a demo:


Email: sales@epionhealth.com

For more information about Epion Advisory Services™


Email: advisors@epionhealth.com

April's webinar:

Report Webinar Series: Financial Reporting



Appendix



Custom Medications Ordered Report

- Reports
- Report Builder
- Clinicals

Selected Display Columns

Patient ID (patientid)
Patient Name (patient name)
Clinical Order Created Date (Created Date)
Clinical Order (order name)
Clinical Order Department (order dprtmnt)
Ordering Provider (ordr provdr)
Clinical Order Source (order src)

Filter Criteria

Clinical Order (Hint: You can add multiple order types.)

(PRESCRIPTION): lisinopril 10 mg tablet

Clinical Order Created Date Range

Relative Date Range

Dates: March 1 - March 23, 2019 (Assuming report is run today.)

Fixed Date Range from to

Custom Medication List Report

- Reports
- Report Builder
- Clinicals

Selected Display Columns

Patient ID (patientid)
Patient Name (patient name)
Patient Medications (med names)

Filter Criteria

Clinical Encounter Date

Relative Date Range

Dates: January 1 - March 23, 2019 (Assuming report is run today.)

Fixed Date Range from to

Patient Medications (Hint: You can add multiple medications.)

lisinopril

Show Deactivated Patient Medications Y/N

Custom Social History Report

- Reports
- Report Builder
- Clinicals

Selected Display Columns

Patient Name (patient name)
Patient ID (patientid)
Participation in social media? (prtcptn n scl md?)
Participation in social media? Modified Date (prtcptn n scl md? mdfd dt)

Filter Criteria

Participation in social media?

Yes
 No

Participation in social media? Modified Date

Relative Date Range

Dates: January 1, 1900 - December 30, 9999 (Assuming report is run today.)

Fixed Date Range from to

Patient Status

Active
 Inactive
 Prospective
 Deleted

Custom Patient Risk Report (BMI)

- Reports
- Report Builder
- Clinicals

Selected Display Columns

Patient ID (patientid)
Patient Name (patient name)
Latest BMI (latest BMI)
Latest BMI Date (latest BMI date)
Latest Blood Pressure (latest BP)
Latest Blood Pressure Date (latest BP date)
Patient Last Seen Date (patientlastseend)

Filter Criteria

Latest BMI (Hint: You may leave the minimum or maximum value blank)

Between And

Latest BMI Date

Relative Date Range

Dates: March 11 - March 17, 2019 (Assuming report is run today.)

Fixed Date Range from to

Patient Status

Active
 Inactive
 Prospective
 Deleted

Custom Patient Medical History Report

- Reports
- Report Builder
- Clinicals

Selected Display Columns

Patient ID (patientid)
Patient Name (patient name)
Patient Last Seen Date (patientlastseend)
Depression (Depression)

Filter Criteria

Depression

Yes

No

Patient Last Seen Date Range

Include these Exclude these

Relative Date Range

Dates: March 11 - March 17, 2019 (Assuming report is run today.)

Fixed Date Range from to

Patient Status

Active

Inactive

Prospective

Deleted

Custom Patient Diagnosis Report

- Reports
- Report Builder
- Clinicals

Selected Display Columns

Patient ID (patientid)
Patient Name (patient name)
Patient Last Seen Date (patientlastseend)
ICD-10 Encounter Diagnosis Code(s) w/ description (icd10encounterdiagdescr)

Filter Criteria

ICD-10 Encounter Diagnosis Code (Hint: Press " for lookup)

Include these Exclude these

I10

Patient has ICD-10 Diagnosis Code(s) in Date Range (Enter " for lookup)

Include these Exclude these

I10

01/01/2019 to 03/01/2019

Patient Status

Active
Inactive
Prospective
Deleted

Custom Lab Result Report

- Reports
- Report Builder
- Clinicals

Selected Display Columns

Patient ID (patientid)
Patient Name (patient name)
Lab Result Date (labdate)
Lab Result Value & Unit (labvalue)
Lab Result Interpretation (labinterpretation)
Lab Result Analyte (labanalyte)
Lab Result Order Type (labordertype)

Filter Criteria

Lab Order Type

Order Type (optional)

Order Genus (optional)

Analyte (optional)

Results (optional) Value Only Abnormal Results

Result Status (optional)
Final
Partial
Pending
Preliminary
Corrected
Cancelled
Canceled
Complete
Incomplete
Signed
Abnormal

Date (optional) Relative Date Range
Dates: March 1 - March 23, 2019
 Fixed Date Range from to